

THE USE OF MATHEMATICAL AND COMPUTER MODELLING IN SOLVING THE PROBLEMS OF RAIL TRANSPORT EXPERT EXAMINATION

*Nickolaj Kuzin¹, Tatjana Meshcheryakova², Oleg Kuzin³, Elena Kurileva¹
Natalia Gordinskaya¹*

¹ Lviv Research Institute of Forensic Examinations
Lviv, Ukraine

² Lviv branch of Dnipropetrovsk National University of Railway Transport
Lviv, Ukraine

³ Lviv Polytechnic National University
Lviv, Ukraine

*n_kuzin@mail.ru, mesherjakova.tn@gmail.com, o.a.kuzin@mail.ru
Indise@ukr.net, nvhordynska@ukr.net*

Received: 27 September 2016; accepted: 11 November 2016

Abstract. The analysis of the current state of expert research of the failure of structural elements of railway rolling stock is presented. On the basis of the approaches of mechanics, mathematical and computer modeling the technique of establishing a mechanism for softening of parts and units of friction in the operation of rail transport is suggested.

Keywords: *forensic examination, inverse problems of fracture mechanics, functionally gradient materials, numerical algorithms*

1. Introduction. Formulation of the problem in general terms

The current state of expert research is characterized by the widespread introduction of the apparatus of mathematical and computer modeling in solving the problems of establishing the trace characteristics of the structural evolution and properties of parts at the time of their operation [1].

Concretization of this formulation of the problem may be different: the establishment of the causes (external and internal) that caused the realized behavior of an object, the identification of its various properties, the search evolution path of object parameters.

A characteristic feature of an expert study of railway accidents related to the destruction of elements of rolling stock structures, is the impossibility of their physical recreation. In this context, the only way to solve expert problems of establishing the causes of failure of the components is the use of mathematical models of mechanics and computer simulation techniques.

Problems that often arise in the practice of rail transport expert examinations in establishing the causes of the loss of strength parameters of structural elements of the rolling stock, namely, during the operation of rolling units, are presented in works [2, 3].

Please note that in the investigation of accidents in other transport sectors, such problems are also relevant [1]. But this time, the construction of their solution methods is open and not a completely solved scientific problem.

2. Description of the basic material. Method formulation of an expert rail transport solution

Establishing a mechanism for the softening of rolling stock parts makes it necessary to use the linked inverse problems of mechanics of deformable solids [3, 4]. Mostly, these problems are nonlinear with the presence of stochastic components, and it is almost impossible to find their analytic solution.

In this connection, in order to solve them, let us proceed from searching for the exact solution to searching for the quasi-solution according to V.K. Ivanov [5], which should satisfy the condition of:

$$\|L^* - L_\delta\| < \varepsilon, \quad (1)$$

where L^* - known parameters of the object (process), L_δ - quasi-solution, $\|\dots\|$ - the norm in the corresponding metric space, ε - accuracy of approximation.

Formula specification (1) can be represented as follows:

$$\|L^* - F(u_\delta)\| < \varepsilon, \quad (2)$$

where $F(\dots)$ - mathematical model of the process, which characterizes the railway event, u_δ - computed approximation.

As the practice of the railway accident analysis often demonstrates the spatial and dynamic problems, the adequate choice of functional dependencies in solving them is important for such research.

The following methods of constructing the algorithms for solving equations (1), (2) have been known in literature today: Tikhonov's regularization method, residual method, variational procedures [5].

Note that the use of these methods for solving algorithm development in 4-dimensional space, which includes a 3-dimensional physical space and a one-dimensional hour line, is an open problem.

To solve it, the following specification has been offered in the work of the operator representations of (1) and (2):

$$\|L^* - L_\delta\| = \sum_{i=1}^n \alpha_i \|L^* - L_\delta\|_{\tau=\tau_i}, \quad (3)$$

where: τ - time, τ_i - instants with the known conditions of research objects, α_i - normalizable levels of information significance.

Expression $\|L^* - L_\delta\|_{\tau=\tau_i}$ will be presented as follows:

$$\|L^* - L_\delta\|_{\tau=\tau_i} = \|L^* - L_\delta\|_{\tau=\tau_i}^{V=V_i}. \quad (4)$$

As for the mathematical modeling in mechanics problems, Euclidean spaces are most commonly used, the norm $\|\dots\|_{\tau=\tau_i}^{V=V_i}$, using the method of weighted residuals - Galerkin's method [5], will be presented as follows:

$$\|L^* - L_\delta\|_{\tau=\tau_i}^{V=V_i} = \int_{V_i} \beta(x) (L^* - L_\delta)^2 dV, \quad (5)$$

where $\beta(x)$ - significance measure of geometric locus in a body.

This expression represents an error itself used as the residual, resulting in the Galerkin's method transformation into a method of least squares.

To illustrate the above mathematical approaches, consider the practical identification problem of material compliance at the initial time to the requirements of regulatory documents [3]. Consider the model approximation of the crack development problem in rolling stock structures, which have inhomogeneity of the property distribution, resulting from technological or operational modification.

In the case of a two-dimensional contact problem of the interaction of a rigid punch with a fragment of an elastic half-space in the area of contact interaction, we define vertical movements of the stamp, and the material fragment will be fixed along stress-free boundaries (Fig. 1).

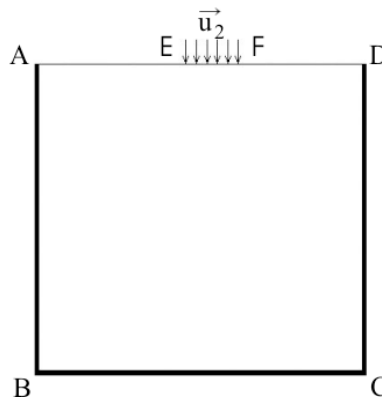


Fig. 1. Two-dimensional formulation of the problem for the material fragment (AB, BC, CD - fixing of the material fragment, EF - the area where the vertical components of the displacement vector have been defined)

The method of final element analysis (variational formulation) is used to solve the problem and is chosen the isoparametric finite element, which contains eight points (Fig. 2).

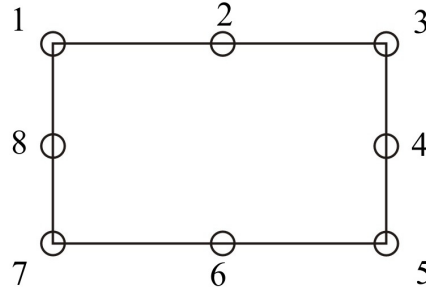


Fig. 2. Kind of the basic final element

For the purpose of detailed analysis of stress-strain state in the vicinity of the area of contact interaction, we will break it down into final elements with additional compactness directly in the zone of contact interaction, which can be set in software (Fig. 3) [6].

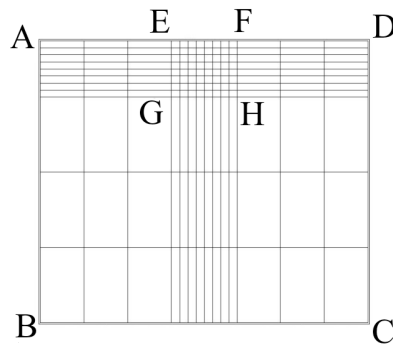


Fig. 3. Finite element area breakage chart (ABCD - the whole area, EFGH - a zone of tightened finite element breakage)

When solving the set problem, a program has been developed in the Maple environment. The program is searching for solutions in displacements, deformations and stresses. The work program has been examined by the test cases, which were obtained by comparing the results of numerical and analytical solutions, given in classical monographs on contact problems [6].

We assume that material mechanical properties in depth change according to the law of:

$$f(z) = f_0 + f_1 e^{-h \cdot z}, \quad (6)$$

where: f_0 , f_1 , h - constants, which characterize the properties of the near-surface areas with known technology (operating) effects, z - depth.

In determining the trajectories of crack development in fracture mechanics, methods have been used, which can be nominally divided into two groups: the differential (stepped), which are based on local fracture criteria, and the integral (global), which are based on the criteria defined by the integrals along the sought line.

In this paper, we have used the integral fracture criterion, according to which the trajectory of crack development will be held in areas where stress satisfies the Pisarenko-Lebedev criterion relation [7]:

$$\chi\sigma_i + (1 - \chi)\sigma_1 = [R], \quad (7)$$

where: $[R]$ - critical stress level, σ_i - primary stress, σ_1 - maximum tensile stress, χ - a parameter characterizing the extent of participation in macrofracture of shearing action and is described by the relation of: $\chi = R_p/R_c$, where R_c , R_p - compressive resistance and ultimate resistance accordingly ($0 \leq \chi \leq 1$). For brittle materials $\chi = 0$, for viscous $\chi = 1$.

Suppose that at the time of measurement τ , the crack had trajectory, which is described in the model approximation, at the correlation of the physical space with the metric Euclidean space, in 2-dimensional case by the mathematical ratio.

In order to use the apparatus of differential calculus, we assume that $l(x, y) \in C^2$, where C^2 - a class of twice differentiated continuous functions.

Set the influence of the parameter of χ (toughness of material) on the trajectory of a crack development.

We find χ according to the relation:

$$\chi: \|l(x, y) - l_p(x, y, \chi)\| \rightarrow 0, \quad (8)$$

where $l_p(x, y, \chi)$ - calculated crack trajectory.

To find solutions of parameter χ , the iterative method has been used, the algorithm of which is shown in Figure 4.

If there is no such parameter χ , which satisfies the condition of $\chi: \|l(x, y) - l_p(x, y, \chi)\| \leq \varepsilon$, it is necessary to use a different fracture criterion.

For the numerical example, we used the change in the mechanical properties of the material in the subsurface layers of mild steel material after laser alloying. The magnitude of the contact load will be set equal to 5 MPa. Thus, with an accuracy of $\varepsilon = 0.1$, we accept the hypothesis about the value of the parameter of $\chi = 0.8$.

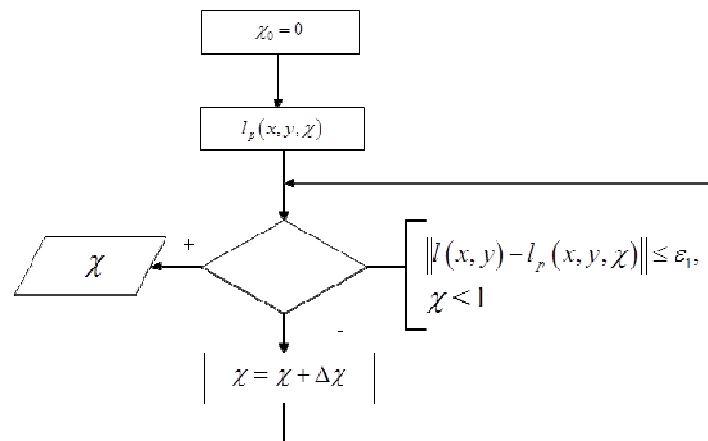


Fig. 4. Iteration algorithm of parameter χ search

The results obtained when comparing with experimental data [7] show that the state of the material in the initial time satisfied the established standards, and the cause of failure of the part are above-level loads.

3. Conclusions and prospects for further research

1. This paper introduces a method to establish the causes of failure of the structural elements of the rolling stock which operate under intense external loads.
2. The possibility of using the developed approaches in determining compliance of the mechanical characteristics to the specified values of functionally graded surface layers in conditions of external power loads has been demonstrated.
3. Further development of this technique is possible with greater ratio specificity (3)-(5), as well as with improving the model representations (7)-(8).

References

- [1] McEvily A.J., Metal Failures: Mechanisms, Analysis, Prevention, John Wiley & Sons, 2002.
- [2] Сокол Э.Н., Железнодорожно-транспортное происшествие и его механизм, Паїс 2011.
- [3] Кузін М.О., Побудова методики ретроспективного дослідження знеміцнення залізничних конструкцій на основі фрагментарно відображеної інформації. Криміналістика і судовна експертиза. Вып. 58, ч. 2. (Посвящается 100-летию Киевского научно-исследовательского института судебных экспертиз), 2013, с. 471-473.
- [4] Вуй Н.Д., Fracture Mechanics. Inverse Problems and Solutions, Springer, 2006.
- [5] Иванова В.К., Теория линейных некорректных задач и ее приложения, Наука, 1978.
- [6] Кузін М.О., Варіаційне формулювання задачі забезпечення довготривалої рівномірності приповерхневих шарів металічних систем з врахуванням умов фрикційних навантажень. Українська академія друкарства. Наукові записки. Науково-технічний збірник 2012, № 2 (39), с. 168-172.
- [7] Механические свойства конструкционных материалов при сложном напряженном состоянии, Издательский дом "Ин Юре", 2003.