

RESPONSE CHARACTERISTICS OF NON-UNIFORM BEAM WITH TIME-DEPENDENT BOUNDARY CONDITIONS AND UNDER THE ACTIONS OF TRAVELLING DISTRIBUTED MASSES

Babatope Omolofe¹, Alimi Adedowole²

¹*Department of Mathematical Sciences, School of Sciences
Federal University of Technology, PMB 704, Akure, Ondo State, Nigeria*

²*Department of Mathematical Sciences, Faculty of Sciences
Adekunle Ajasin University, Akungba-Akoko, Ondo State Nigeria
babatope_omolofe@yahoo.com, bomolofe@futa.edu.ng*

Received: 20 April 2017; accepted: 26 June 2017

Abstract. In this paper, dynamic response of non-prismatic elastic beam resting on elastic foundation and subjected to moving distributed masses is investigated. To obtain the solution of the fourth order partial differential equations with singular and variable coefficients governing the motion of the structural member, an elegant mathematical procedure involving the Mindlin and Goodman's technique, the generalized Galerkin method and the asymptotic Struble's technique with the series representation of the Heaviside function. Various results obtained from the analysis of the closed form solutions are presented in plotted curves and fully discussed.

MSC 2010: 74H45, 74K10

Keywords: *resonance, time dependent, foundation modulus, distributed masses, uniform beam, Struble's method, Galerkin equation, beam displacement*

1. Introduction

The problem of assessing the dynamic response of a structural elements (beam or plate) which supports moving loads is fundamental in the analysis and design of high way and railway bridges and as such this problem continues to attract the attention of research engineers in the field of civil, mechanical, aerospace, transport engineering and related fields [1-16].

In most of the existing literatures on dynamics of structures under moving loads, the vibration, analysis of elastic beam with uniform cross-section under the passage of moving loads are commonly investigated. In particular, both moments of inertia I and mass per unit length μ of the beam are most often assumed not

varying with spartial coordinate x along the span of the beam. In recent years, such important engineering problems as the vibration of turbines, hulls of ships and bridge girders and so on, involving the theory of vibration of structures of variable cross-section have intensified the need for the study of the response of non-uniform elastic systems under the action of moving loads.

In most of the studies available in literature, see for example [17-30], the scope of the problem of assessing the dynamic response of a structural member under the passage of moving load has been limited to that of the beams with uniform cross section. Studies on the behaviour of non-prismatic elastic beam under the passage of moving load are not so common in literature. In few studies where non-uniform beam problems have been considered, the moving loads have been idealized as point-like. The problem of flexural vibration of non-uniform beam under moving loads was treated by Kolousek et al. [30]. They used normal-mode analysis to treat structure-load interaction problem. Much later, Oni and Omolofe, [31] investigated the dynamic behaviour of non-uniform Bernoulli-Euler beams subjected to concentrated loads travelling at varying velocities. In their study, they obtained analytical solution of the equation describing the motion and general behaviour of the vibrating system. Their result shows that for all variants of classical boundary conditions, the displacement of non-uniform Bernoulli-Euler beams subjected to concentrated loads travelling at varying velocities and transverse by moving masses decreases, as the values of both the foundation moduli and rotatory inertia correction factor increase. These works though impressive, the moving load involved in the governing equation of motions were model as concentrated load.

However, in engineering practice moving loads are most often in the form of distributed mass over a small segment of the entire length of the structural member as the traverse the structure rather than that of moving lumped mass [32, 33]. When the moving load is distributed, the problem of investigating the load-structure interactions becomes much more complicated. Thus, to study the dynamic characteristics of such dynamical systems to the degree of acceptable accuracy required and also for practical purposes, it is useful to consider elastic structural members subjected to moving distributed loads.

Thus, this work therefore concerns the problem of the dynamic response of non-uniform elastic having time dependent boundary conditions and under the action of moving distributed. Analytical procedures to obtain the solution of the governing equation will be developed and the effects of some vital structural parameters will be investigated.

2. Mathematical model formulation

Consider an elastic beam with a variable cross-section resting on elastic subgrade and carrying a mass M as shown in Figure 1. The beam properties such as the moment of inertia I , and the mass per unit length of the beam μ vary along the span L . The mass M is assumed to strike the non-uniform beam at $t = 0$ and travels

along it with a constant velocity type of motion. The flexural motion of this vibrating system, is governed by the fourth order partial differential equation given as

$$E \frac{\partial^2}{\partial x^2} \left[I(x) \frac{\partial^2 Z(x,t)}{\partial x^2} \right] + \mu(x) \frac{\partial^2 Z(x,t)}{\partial t^2} - \frac{\partial}{\partial x} \left[\mu(x) Ro \frac{\partial^3 Z(x,t)}{\partial x \partial t^2} \right] + KZ(x,t) \quad (1)$$

$$= MgH(x-ct) - MH(x-ct) \left[\frac{\partial^2 Z(x,t)}{\partial t^2} + 2c \frac{\partial^2 Z(x,t)}{\partial x \partial t} + c^2 \frac{\partial^2 Z(x,t)}{\partial x^2} \right]$$

where: x - the spatial is coordinate, t is the time, $Z(x,t)$ is the transverse displacement, $EI(x)$ is the variable flexural rigidity of the structure, Ro is the rotatory inertia correction factor, K is the foundation stiffness and g is the acceleration due to gravity, c is the constant velocity of the motion. $I(x)$ and $\mu(x)$ are variable moment of inertia and beam mass per unit length respectively.

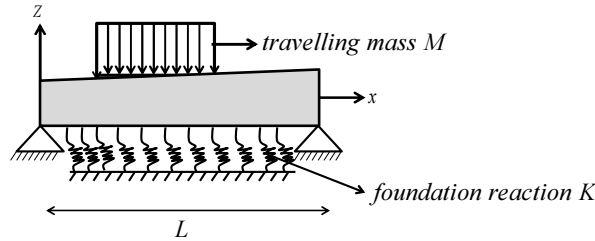


Fig. 1. Schematic diagram of non-uniform beam carrying uniformly distributed loads

Adopting the example in [6], $I(x)$ and $\mu(x)$ take the forms,

$$I(x) = I_0 \left(1 + \sin \frac{\pi x}{L} \right)^3, \quad \mu(x) = \mu_0 \left(1 + \sin \frac{\pi x}{L} \right)^3 \quad (2)$$

where I_0 and μ_0 are constants.

The boundary conditions of the above equation (1) are taken to be the time dependent, thus at each of the boundary points, there are two boundary conditions written as

$$N_j [Z(0,t)] = a_i(t) \quad i=1,2 \quad N_j [Z(L,t)] = a_i(t) \quad i=3,4 \quad (3)$$

where N_j are linear homogeneous differential operators of order less than or equal to three.

For instance, if the elastic beam is considered to be simply supported at both ends $x = 0$ and $x = L$ then,

$$N_1 = 1, N_2 = \frac{\partial^2}{\partial x^2}, N_3 = 1 \text{ and } N_4 = \frac{\partial^2}{\partial x^2} \quad (4)$$

The initial conditions of the motion at $t = 0$ are specified by two arbitrary functions. Thus,

$$Z(x, t) = Z_0(x) \text{ and } \frac{\partial Z(x, 0)}{\partial t} = \dot{Z}_0(x) \quad (5)$$

Substituting equation (2) into equation (1), after some simplifications and rearrangements, leads to

$$\begin{aligned} & \frac{EI_0}{4} \left[2 \left(10 - 6 \cos \frac{2\pi x}{L} + 15 \sin \frac{\pi x}{L} - \sin \frac{3\pi x}{L} \right) \frac{\partial^4 Z(x, t)}{\partial x^4} \right] + \\ & + \left(\frac{24\pi x}{L} \sin \frac{2\pi x}{L} + 30 \frac{\pi x}{L} \sin \frac{2\pi x}{L} - \frac{6\pi}{L} \cos \frac{2\pi x}{L} \right) \frac{\partial^3 Z(x, t)}{\partial x^3} \\ & + \left(\frac{24\pi^2}{L^2} \cos \frac{2\pi x}{L} - \frac{15\pi x}{L^2} \sin \frac{\pi x}{L} - \frac{9\pi^2 x}{L^2} \sin \frac{3\pi x}{L} \right) \frac{\partial^2 Z(x, t)}{\partial x^2} + \mu_0 \left(1 + \sin \frac{\pi x}{L} \right) \frac{\partial^2 Z(x, t)}{\partial t^2} \\ & - \mu_0 R_0 \left[\left(1 + \sin \frac{\pi x}{L} \right) \frac{\partial^4 Z(x, t)}{\partial x^2 \partial t^2} - \frac{\pi}{L} \cos \frac{\pi x}{L} \frac{\partial^3 Z(x, t)}{\partial x \partial t^2} \right] + MH(x - ct) \left[\frac{\partial^2 Z(x, t)}{\partial t^2} + 2c \frac{\partial^2 Z(x, t)}{\partial x \partial t} + c^2 \frac{\partial^2 Z(x, t)}{\partial x^2} \right] \\ & + KZ(x, t) = MgH(x - ct) \end{aligned} \quad (6)$$

2.1. Operational simplification

The initial boundary value problem (6) consisting of a non-homogeneous partial differential equation with a non-homogeneous boundary conditions is transformed to a non-homogeneous partial differential equation with a homogeneous boundary conditions, using the Mindlin and Goodman [34]. In order to solve above initial boundary value problem, we introduce the auxiliary variable $U(x, t)$ in the form

$$Z(x, t) = U(x, t) + \sum_{i=1}^4 a_i(t) g_i(x) \quad (7)$$

Substituting equation (7) into the boundary value problem (6), transforms the latter into a boundary value problem in terms of $U(x, t)$. The displacement influence functions $g_i(x)$ s are chosen so as to render the boundary value problem in terms of $U(x, t)$ homogeneous. Equation (6) in view of equation (7) after some simplifications yields

$$\begin{aligned}
& \frac{EI_0}{4} \left[2 \left(10 - 6 \cos \frac{2\pi x}{L} + 15 \sin \frac{\pi x}{L} - \sin \frac{3\pi x}{L} \right) \right] U^{iv}(x,t) + \frac{6\pi}{L} \left(4 \sin \frac{2\pi x}{L} + 5 \cos \frac{\pi x}{L} - \cos \frac{3\pi x}{L} \right) U^m(x,t) \\
& + \frac{3\pi^2}{L^2} \left(8 \cos \frac{2\pi x}{L} - 5 \cos \frac{\pi x}{L} - \cos \frac{3\pi x}{L} \right) U''(x,t) + \mu_0 \left(1 + \sin \frac{\pi x}{L} \right) \ddot{U}(x,t) \\
& - \mu_0 R_0 \left[\frac{\partial^2}{\partial x^2} + \sin \frac{\pi x}{L} \frac{\partial^2}{\partial x^2} + \frac{\pi x}{L} \cos \frac{\pi x}{L} \frac{\partial}{\partial x} \right] \ddot{U}(x,t) + MH(x-ct) \left[\frac{\partial^2}{\partial t^2} + 2c \frac{\partial^2}{\partial x \partial t} + c^2 \frac{\partial^2}{\partial x^2} \right] U(x,t) + KU(x,t) \\
& = MgH(x-ct) - \sum_{i=1}^4 \left(\frac{EI_0}{4} f_i(t) \left\{ \left[\left(10 - 6 \cos \frac{2\pi x}{L} + 15 \sin \frac{\pi x}{L} - \sin \frac{3\pi x}{L} \right) g_i^{iv}(x) \right] + \right. \right. \\
& \left. \left. + \frac{6\pi}{L} \left(4 \sin \frac{2\pi x}{L} + 5 \cos \frac{\pi x}{L} - \cos \frac{3\pi x}{L} \right) g_i'''(x) + \frac{3\pi^2}{L^2} \left(8 \cos \frac{2\pi x}{L} - 5 \cos \frac{\pi x}{L} - \cos \frac{3\pi x}{L} \right) g_i''(x) \right\} \right. \\
& \left. + \mu_0 \dot{f}_i(t) \left(1 + \sin \frac{\pi x}{L} \right) g_i(x) - \mu_0 \ddot{f}_i(t) \left(g_i''(x) + g_i'(x) \sin \frac{\pi x}{L} + g_i(x) \frac{\pi x}{L} \cos \frac{\pi x}{L} \right) \right. \\
& \left. + MH(x-ct) \left[\ddot{f}_i(t) g_i(x) + 2c \dot{f}_i(t) g_i'(x) + c^2 f_i(t) g_i'(x) \right] + K f_i(t) g_i(x) \right] \quad (8)
\end{aligned}$$

where over-dot represents the derivative with respect to time and the prime represents the derivative with respect to spacial coordinate. The expression in equation (7) must satisfy the boundary conditions in equation (3); consequently, we have

$$\begin{aligned}
N_j \left[U(0,t) + \sum_{m=1}^n a_m(t) U_m(g_i(0)) \right] &= a_i(t) \quad i=1, 2 \\
N_j \left[U(L,t) + \sum_{m=1}^n a_m(t) U_m(g_i(L)) \right] &= a_i(t) \quad i=3, 4 \quad (9)
\end{aligned}$$

Substituting equation (7) into the initial conditions (5), one obtains

$$Z(x,0) = U(x,0) - \sum_{i=1}^4 a_i(0) g_i(x) \frac{\partial Z(x,0)}{\partial t} = \frac{\partial}{\partial t} U(x,0) - \sum_{i=1}^4 \dot{a}_i(0) g_i(x) \quad (10)$$

By Mindlin-Goodman method in [34], the boundary condition (9) and (10) in terms of $U(x,t)$ can be made homogeneous if the functions $g_i(x)$ s are chosen such that sixteen conditions given by

$$N_j [g_i(0)] = \delta_{ij} \quad i=1, 2 \quad j=1, 2, 3, 4 \quad \text{and} \quad N_j [g_i(L)] = \delta_{ij} \quad i=3, 4 \quad j=1, 2, 3, 4 \quad (11)$$

where
$$\delta_{ij} = \begin{cases} 0, & i \neq j \\ 1, & i = j \end{cases} \quad (12)$$

is the Kronecker delta j , are satisfied.

Using equations (11) in the non-homogeneous boundary conditions (9) and (10) one obtains the homogeneous boundary conditions.

$$N_j [U(0,t)] = a_i(t) \quad i=1, 2 \quad N_j [U(L,t)] = a_i(t) \quad i=3, 4 \quad (13)$$

This dynamical system problem now reduces to that of solving the non-homogeneous partial differential equation (8) subject to the homogeneous boundary conditions in (13) with the non-homogeneous initial conditions (10).

3. Solution procedure

This section seeks to obtain the solution of the transformed fourth order partial differential equation having some coefficients which are not only variable but are also singular. A general approach is developed in order to solve the initial value problem. The approach involves the use of the technique called generalized Galerkin method and the expression of the Heaviside function as a Fourier sine series to transformed the governing equation of motion. The transformed equation is further simplified using a method called Struble's asymptotic method.

The generalized Galerkin method requires that the solution of equation (8) be of the form

$$U_n(x, t) = \sum_{m=1}^n Y_m(t) X_m(x) \quad (14)$$

where $X_m(x)$ is chosen such that the pertinent boundary conditions are satisfied.

Thus, substituting equation (14) into equation (8) after simplifications and rearrangements, leads to

$$\begin{aligned} & \frac{EI_0}{4} \left[2 \left(10 - 6 \cos \frac{2\pi x}{L} + 15 \sin \frac{\pi x}{L} - \sin \frac{3\pi x}{L} \right) \right] \sum_{m=1}^n Y_m(t) X_m^{iv}(x) + \\ & + \frac{6\pi}{L} \left\{ 4 \sin \frac{2\pi x}{L} + 5 \cos \frac{\pi x}{L} - \cos \frac{3\pi x}{L} \right\} \cdot \sum_{m=1}^n Y_m(t) X_m'''(x) \\ & + \frac{3\pi^2}{L^2} \left(8 \cos \frac{2\pi x}{L} - 5 \cos \frac{\pi x}{L} - \cos \frac{3\pi x}{L} \right) \sum_{m=1}^n Y_m(t) X_m''(x) + \mu_0 \left(1 + \sin \frac{\pi x}{L} \right) \sum_{m=1}^n \ddot{Y}_m(t) X_m(x) \\ & - \sum_{m=1}^n \mu_0 R_0 \left[X_m''(x) + X_m''(x) \sin \frac{\pi x}{L} + X_m' \frac{\pi x}{L} \cos \frac{\pi x}{L} \right] \ddot{Y}_m(t) + MH(x-ct) \sum_{m=1}^n \left[\ddot{Y}_m X_m(x) + 2c \frac{\partial}{\partial x} \dot{Y}_m X_m' \right. \\ & \left. + c^2 \frac{\partial^2}{\partial x^2} Y_m(t) X_m'' \right] + K \sum_{m=1}^n Y_m(t) X_m(x) \\ & = MgH(x-ct) - \sum_{i=1}^4 \left(\frac{EI_0}{4} f_i(t) \right) \left\{ \left[\left(10 - 6 \cos \frac{2\pi x}{L} + 15 \sin \frac{\pi x}{L} - \sin \frac{3\pi x}{L} \right) g_i^{iv}(x) \right] + \right. \\ & \left. + \frac{6\pi}{L} \left(4 \sin \frac{2\pi x}{L} + 5 \cos \frac{\pi x}{L} - \cos \frac{3\pi x}{L} \right) g_i'''(x) + \frac{3\pi^2}{L^2} \left(8 \cos \frac{2\pi x}{L} - 5 \cos \frac{\pi x}{L} - \cos \frac{3\pi x}{L} \right) g_i''(x) \right\} \\ & + \mu_0 \ddot{f}_1(t) \left(1 + \sin \frac{\pi x}{L} \right) g_i(x) - \mu_0 \dot{f}_1(t) \left(g_i'(x) + g_i'(x) \sin \frac{\pi x}{L} + g_i'(x) \frac{\pi x}{L} \cos \frac{\pi x}{L} \right) \\ & + MH(x-ct) \left[\ddot{f}_1(t) g_i(x) + 2c \dot{f}_1(t) g_i'(x) + c^2 f_1(t) g_i''(x) \right] + K f_i(t) g_i(x) = 0 \end{aligned} \quad (15)$$

In order to determine $Y_m(t)$, it is required that the expression on the left hand side of equation (15) be orthogonal to function $X_k(x)$. Thus, multiplying equation (15) by $X_k(x)$ and integrating from $x = 0$ to $x = L$ with respect to x , one obtains

$$\begin{aligned}
& \sum_{m=1}^n \left[E_1(m, k) + E_2(m, k) - R_0 \left(E_3(m, k) + E_4(m, k) + \frac{\pi}{L} E_5(m, k) \right) \right] \ddot{Y}_m(t) \\
& + \left\{ \frac{EI_0}{4\mu_0} \left[10E_6(m, k) + 15E_7(m, k) - 6E_8(m, k) - E_9(m, k) \right] + \frac{6\pi}{L} \left[6E_{10}(m, k) + 5E_{11}(m, k) - E_{12}(m, k) \right] \right. \\
& + 3 \left(\frac{\pi}{L} \right)^2 \left[8E_{13}(m, k) - 4E_4(m, k) + E_{14}(m, k) \right] - \frac{K}{\mu_0} E_1(m, k) \left. \right\} Y_m(t) \\
& + \frac{M}{\mu_0} \left[E_{15}(m, k) \ddot{Y}_m(t) + 2cE_{16}(m, k) \dot{Y}_m(t) + c^2 E_{17}(m, k) Y_m(t) \right] - \frac{M}{\mu_0} X_k(ct) \\
& + [B_a(t) - B_b(t) + B_c(t) + B_e(t) + B_f(t) - B_g(t) + B_h(t) - B_i(t) + B_j(t) \\
& + B_k(t) + B_L(t) - B_m(t) - B_n(t) - B_o(t) + B_p(t) - B_q(t) + B_r(t) + B_s(t)] = 0
\end{aligned} \tag{16}$$

where $E_i(m, k)$, $i = 12, \dots, 16$ are listed as follows:

$$\begin{aligned}
B_a(t) &= \frac{10EI_0}{4\mu_0} \sum_{i=1}^4 f_i(t) \int_0^L g_i^{iv}(x) X_k(x) dx, \quad B_b(t) = \frac{6EI_0}{4\mu_0} \sum_{i=1}^4 f_i(t) \int_0^L \cos \frac{2\pi x}{L} g_i^{iv}(x) X_k(x) dx \\
B_c(t) &= \frac{15EI_0}{4\mu_0} \sum_{i=1}^4 f_i(t) \int_0^L \sin \frac{\pi x}{L} g_i^{iv}(x) X_k(x) dx, \quad B_d(t) = \frac{EI_0}{4\mu_0} \sum_{i=1}^4 f_i(t) \int_0^L \sin \frac{3\pi x}{L} g_i^{iv}(x) X_k(x) dx \\
B_e(t) &= \frac{2EI_0}{4\mu_0} \frac{\pi}{L} \sum_{i=1}^4 f_i(t) \int_0^L \sin \frac{2\pi x}{L} g_i^{iv}(x) X_k(x) dx, \quad B_f(t) = \frac{30EI_0}{4\mu_0} \frac{\pi}{L} \sum_{i=1}^4 f_i(t) \int_0^L \cos \frac{\pi x}{L} g_i^{iv}(x) X_k(x) dx \\
B_g(t) &= \frac{6EI_0}{4\mu_0} \frac{\pi}{L} \sum_{i=1}^4 f_i(t) \int_0^L \cos \frac{3\pi x}{L} g_i^{iv}(x) X_k(x) dx, \\
B_h(t) &= \frac{24EI_0}{4\mu_0} \left(\frac{\pi}{L} \right)^2 \sum_{i=1}^4 f_i(t) \int_0^L \cos \frac{2\pi x}{L} g_i^{iv}(x) X_k(x) dx \\
B_i(t) &= \frac{15EI_0}{4\mu_0} \left(\frac{\pi}{L} \right)^2 \sum_{i=1}^4 f_i(t) \int_0^L \sin \frac{\pi x}{L} g_i^{iv}(x) X_k(x) dx, \\
B_j(t) &= \frac{9EI_0}{4\mu_0} \left(\frac{\pi}{L} \right)^2 \sum_{i=1}^4 f_i(t) \int_0^L \sin \frac{3\pi x}{L} g_i^{iv}(x) X_k(x) dx \\
B_k(t) &= \sum_{i=1}^4 \ddot{f}_i(t) \int_0^L g_i(x) X_k(x) dx, \quad B_l(t) = \sum_{i=1}^4 \ddot{f}_i(t) \int_0^L \sin \frac{\pi x}{L} g_i(x) X_k(x) dx, \\
B_m(t) &= R^0 \sum_{i=1}^4 \ddot{f}_i(t) \int_0^L g_i(x) X_k(x) dx
\end{aligned}$$

$$\begin{aligned}
B_n(t) &= R_o \sum_{i=1}^4 \ddot{f}_i(t) \int_0^L \sin \frac{\pi x}{L} g_i''(x) X_k(x) dx, \quad B_o(t) = R^0 \frac{\pi}{L} \sum_{i=1}^4 \ddot{f}_i(t) \int_0^L \cos \frac{\pi x}{L} g_i'(x) X_k(x) dx \\
B_p(t) &= \frac{M}{\mu_0} \sum_{i=1}^4 \ddot{f}_i(t) \int_0^L H(x-ut) g_i(x) X_k(x) dx, \quad B_q(t) = \frac{2cM}{\mu_0} \sum_{i=1}^4 \dot{f}_i(t) \int_0^L H(x-ut) g_i'(x) X_k(x) dx \\
B_r(t) &= \frac{c^2 M}{\mu_0} \sum_{i=1}^4 f_i(t) \int_0^L H(x-ut) g_i''(x) X_k(x) dx, \quad B_s(t) = \frac{K}{\mu_0} \sum_{i=1}^4 f_i(t) \int_0^L g_i(x) X_k(x) dx \quad (17)
\end{aligned}$$

Since our beam has simple support at both ends $x = 0$ and $x = L$, we therefore choose the function;

$$X_m(x) = \sin \frac{\lambda_m x}{L} \text{ which implies } X_k(x) = \sin \frac{\lambda_k x}{L} \text{ and } X_k(ct) = \sin \frac{\lambda_k ct}{L} \quad (18)$$

and the frequency equations as

$$\sin \lambda_m x = \sin \lambda_k x, \text{ hence, } \lambda_m x = \lambda_k x \quad (19)$$

Expressing the Heaviside function in Fourier sine series thus gives,

$$H(x-ct) = \frac{1}{4} + \frac{1}{\pi} \sum_{n=1}^{\infty} \frac{\sin(2n+1)\pi(x-ct)}{2n+1} \quad (20)$$

4. Solutions of the transformed governing equations

This section seeks the solution to the transformed equation (16).

Substituting equations (18), (19) and (20) into equation (16) and after some simplifications and rearrangements yields.

$$\begin{aligned}
& \sum_{m=1}^n \left[\left(D_1 + R^0 \left(\frac{m\pi}{L} \right)^2 D_2 \right) \ddot{Y}_m(t) + \beta_1^*(m, k) Y_m(t) + \varepsilon(N_1(t)) \ddot{Y}_m(t) + N_2(t) \dot{Y}_m(t) + N_3(t) Y_m(t) \right] \\
&= \frac{MgL}{\mu_0 k \pi} \left(-\cos \pi k + \cos \frac{k\pi ct}{L} \right) - [B_a(t) - B_b(t) + B_c(t) + B_e(t) + B_f(t) - B_g(t) + B_h(t) - B_i(t) + B_j(t) \\
&+ B_k(t) + B_L(t) - B_m(t) - B_n(t) - B_o(t) + B_p(t) - B_q(t) + B_r(t) + B_s(t)] = 0 \quad (21)
\end{aligned}$$

where:

$$D_1 = L \left(\frac{1}{2} - \frac{4mk}{\pi [1-(m-k)^2][1-(m+k)^2]} \right) \quad D_2 = L \left(D_1 + \frac{2kL[1+m^2-k^2]}{\pi [1-(m+k)^2][1-(m-k)^2]} \right) \quad (22)$$

$$\begin{aligned}
\beta_1^* = & \left\{ \frac{EI_0}{4\mu_0} \left(\frac{m\pi}{L} \right)^4 \left[5L - \frac{60mkL}{\pi [1-(m-k)^2][1-(m+k)^2]} + \frac{3mL}{L} + \frac{12mkL}{\pi [1-(m-k)^2][1-(m+k)^2]} \right] \right. \\
& + m^3 \left(\frac{\pi}{L} \right)^4 \left[-6kL - \frac{60kL[1+m^2-k^2]}{\pi [1-(m-k)^2][1-(m+k)^2]} + \frac{12kL[6+m^2-k^2]}{\pi [1-(m-k)^2][1-(m+k)^2]} \right] \\
& \left. + m^2 \left(\frac{\pi}{L} \right)^4 \left[6kL - \frac{60kL}{\pi [1-(m-k)^2][1-(m+k)^2]} + \frac{108mkL}{\pi [9-(m-k)^2][9-(m+k)^2]} \right] + \frac{K^2 L}{\mu_0} \right\} \quad (23)
\end{aligned}$$

$$\begin{aligned}
N_1(t) = & \left\{ \frac{L}{8} + \sum_{m=1}^n \left[\frac{(2n+1)L^2}{2\pi^2} \left(\frac{(-1)^{m+1} \cos(2n+1)\pi L - 1}{((2n+1)\pi L)^2 - (m+k)^2} - \frac{(-1)^{m-1} \cos(2n+1)\pi L - 1}{((2n+1)\pi L)^2 - (m-k)^2} \right) \right] \frac{\cos(2n+1)\pi ct}{2n+1} \right. \\
& \left. - \sum_{m=1}^n \left[\frac{(2n+1)L^2 \sin(2n+1)\pi L}{2\pi^2} \left(\frac{(-1)^{k-m}}{((2n+1)\pi L)^2 - (k-m)^2} - \frac{(-1)^{k+m}}{((2n+1)\pi L)^2 - (k+m)^2} \right) \right] \frac{\sin(2n+1)\pi ct}{2n+1} \right\} \quad (24)
\end{aligned}$$

$$\begin{aligned}
N_2(t) = & \frac{2cm\pi}{L} \left\{ \frac{-kL}{2\pi(m^2-k^2)} + \sum_{m=1}^n \left[\frac{L}{\pi^2} \left(\frac{(k+m)(-1)^{k+m} \sin(2n+1)\pi L}{((2n+1)L)^2 - (m+k)^2} + \frac{(k-m)(-1)^{k-m} \sin(2n+1)\pi L}{((2n+1)L)^2 - (m-k)^2} \right) \right] \right. \\
& \times \frac{\cos(2n+1)\pi ct}{2n+1} - \sum_{m=1}^n \left[\frac{L}{2\pi^2} \left(\frac{(k-m)\{(-1)^{k-m} \cos(2n+1)\pi L - 1\}}{((2n+1)L)^2 - (k-m)^2} - \frac{(k+m)\{(-1)^{k+m} \cos(2n+1)\pi L - 1\}}{((2n+1)L)^2 - (k+m)^2} \right) \right] \\
& \left. \times \frac{\sin(2n+1)\pi ct}{2n+1} \right\} \quad (25)
\end{aligned}$$

$$\begin{aligned}
N_3(t) = & \left(\frac{cm\pi}{L} \right)^2 \left\{ \frac{L}{8} + \sum_{n=1}^{\infty} \left[\frac{(2n+1)L}{2\pi^2} \left(\frac{(-1)^{k+m} \cos(2n+1)\pi L - 1}{((2n+1)L)^2 - (m+k)^2} - \frac{(-1)^{k-m} \cos(2n+1)\pi L - 1}{((2n+1)L)^2 - (m-k)^2} \right) \right] \frac{\cos(2n+1)\pi ct}{2n+1} \right. \\
& \left. - \sum_{m=1}^n \left[\frac{(2n+1)L^2 \sin(2n+1)\pi L}{2\pi^2} \left(\frac{(-1)^{k-m}}{((2n+1)L)^2 - (k-m)^2} - \frac{(-1)^{k+m}}{((2n+1)L)^2 - (k+m)^2} \right) \right] \frac{\sin(2n+1)\pi ct}{2n+1} \right\} \quad (26)
\end{aligned}$$

At this juncture, it is pertinent to obtain the particular $g_i(x)$ that ensure zeros of the right hand sides of the boundary conditions for simply supported beam. In view of equations (11), the $g_i(x)$ are obtained for simply supported elastic beam with time dependent boundary conditions as,

$$g_1(x) = 1 - \frac{x}{L}, \quad g_2(x) = -\frac{Lx}{3} + \frac{x^2}{2} - \frac{1}{6L}, \quad g_3(x) = \frac{x}{L} \quad \text{and} \quad g_4(x) = -\frac{Lx}{6}, \quad (27)$$

it is only necessary to compute those $g_i(x)$ for which the corresponding $a_i(t)$ do not vanish. Thus, we need only $g_1(x)$ and $g_3(x)$ for our boundary displacement functions $a_1(t)$ and $a_3(t)$. In view of equations (27) above

$$\begin{aligned} B_a(t) = B_b(t) = B_c(t) = B_d(t) = B_e(t) = B_f(t) = B_g(t) = 0 \\ B_h(t) = B_i(t) = B_j(t) = B_m(t) = B_n(t) = B_r(t) = 0 \end{aligned} \quad (28)$$

while,

$$\begin{aligned} B_k(t) &= \ddot{a}_1(t)J_1 + (\ddot{a}_3(t) - \ddot{a}_1(t))\frac{1}{L}J_2 \\ B_l(t) &= \ddot{a}_1(t)J_3 + (\ddot{a}_3(t) - \ddot{a}_1(t))\frac{1}{L}J_4 \\ B_o(t) &= R^0 \frac{1}{L}J_5 (\ddot{a}_3(t) - \ddot{a}_1(t)) \end{aligned} \quad (29)$$

$$\begin{aligned} B_p(t) = \frac{M}{\mu_0} \left\{ \ddot{a}_1(t) \left(\frac{J_1}{4} - \frac{1}{\pi} \sum_{n=1}^{\infty} \frac{\sin(2n+1)\pi ct}{2n+1} J_7 + \frac{1}{\pi} \sum_{n=1}^{\infty} \frac{\cos(2n+1)\pi ct}{2n+1} J_6 \right) (\ddot{a}_3(t) - \ddot{a}_1(t)) \right. \\ \left. \left(\frac{J_2}{4} - \frac{1}{\pi L} \sum_{n=1}^{\infty} \frac{\cos(2n+1)\pi ct}{2n+1} J_8 + \frac{1}{\pi} \sum_{n=1}^{\infty} \frac{\sin(2n+1)\pi ct}{2n+1} J_9 \right) \right\} \end{aligned} \quad (30)$$

$$B_q(t) = \frac{2Mc}{\mu_0 k \pi} \left(\cos k\pi - \cos \frac{k\pi t}{L} \right) (\dot{a}_1(t) - \dot{a}_3(t)) \quad B_s(t) = \frac{K_0}{\mu_0} a_1(t) J_1 + \frac{K_0}{L\mu_0} J_2 (a_3(t) - a_1(t)) \quad (31)$$

where:

$$\begin{aligned} J_1 &= \int_0^L \sin \frac{k\pi x}{L} dx, \quad J_2 = \int_0^L x \sin \frac{k\pi x}{L} dx, \quad J_3 = \int_0^L \sin \frac{\pi x}{L} \sin \frac{k\pi x}{L} dx \\ J_4 &= \int_0^L x \sin \frac{\pi x}{L} \sin \frac{k\pi x}{L} dx, \quad J_5 = \int_0^L \cos \frac{\pi x}{L} \sin \frac{k\pi x}{L} dx, \quad J_6 = \int_0^L \sin(2n+1)\pi x \sin \frac{k\pi x}{L} dx \\ J_7 &= \int_0^L \sin(2n+1)\pi x \sin \frac{k\pi x}{L} dx, \quad J_8 = \int_0^L \cos(2n+1)\pi x \sin \frac{k\pi x}{L} dx, \quad J_9 = \int_0^L x \sin(2n+1)\pi x \sin \frac{k\pi x}{L} dx, \\ J_{10} &= \int_0^L x \cos(2n+1)\pi x \sin \frac{k\pi x}{L} dx, \end{aligned} \quad (32)$$

Substituting equation (28) to (31) into equation (21) after some rearrangements and simplifications, one obtains,

$$\begin{aligned} \sum_{m=1}^n \left[\beta_0^*(m, k) \ddot{Y}_m(t) + \beta_1^*(m, k) \dot{Y}_m(t) + \varepsilon (N_1(t) \ddot{Y}_m + N_2(t) \dot{Y}_m + N_3(t) Y_m) \right] \\ = \frac{MgL}{\mu_0 k \pi} \left(-\cos \pi k + \cos \frac{k\pi x}{L} \right) - [F_1(t) + F_2(t) + F_3(t) + F_4(t) + \varepsilon [F_5(t) + F_6(t) + F_7(t)]] \end{aligned} \quad (33)$$

where:

$$\beta_0^*(m, k) = D_1 + Ro \left(\frac{m\pi}{L} \right) D_2 \quad F_1(t) = \ddot{a}_1(t) L \left\{ \frac{1 + (-1)^{k+1}}{k\pi} + \frac{1}{2} \right\} \quad (34)$$

$$F_2(t) = (\ddot{a}_3(t) - \ddot{a}_1(t)) L \left\{ \frac{L(-1)^{k+1}}{k\pi} - \frac{4kL}{\pi^2(1-k)^2} + \frac{Ro2k}{\pi(1-k)} \right\}$$

$$F_3(t) = a_1(t) L \frac{K_0}{\mu_0} \frac{L}{k\pi} \left\{ 1 + (-1)^{k+1} \right\} \quad (35)$$

$$F_4(t) = (a_3(t) - a_1(t)) \frac{K_0}{\mu_0} L^2 \frac{(-1)^{k+1}}{k\pi} \quad (36)$$

$$F_5(t) = \ddot{f}_1(t) \left\{ \frac{L}{4k\pi} \left\{ 1 + (-1)^{k+1} \right\} - \sum_{n=1}^{\infty} \frac{kL}{\pi^2} \frac{\left\{ (-1)^k \cos(2n+1)\pi L - 1 \right\} \sin(2n+1)\pi ct}{\left((2n+1)L \right)^2 - L^2} \frac{1}{2n+1} \right.$$

$$\left. + \sum_{n=1}^{\infty} \frac{kL}{\pi^2} \frac{\left\{ (-1)^k \sin(2n+1)\pi L - 1 \right\} \cos(2n+1)\pi ct}{\left((2n+1)L \right)^2 - L^2} \frac{1}{2n+1} \right\} \quad (37)$$

$$F_6(t) = (\ddot{f}_3(t) - \ddot{f}_1(t)) \left\{ \frac{L^2(-1)^{k+1}}{4k\pi} + \sum_{n=1}^{\infty} \frac{L}{2\pi} \left[\frac{\left\{ (-1)^k \sin(2n+1)\pi L \right\}}{\left[(2n+1)L - k \right] \pi} + \frac{\left\{ (-1)^k \cos(2n+1)\pi L \right\}}{\left(\left[(2n+1)L - k \right] \pi \right)^2} \right. \right.$$

$$\left. - \frac{\left\{ (-1)^k \sin(2n+1)\pi L \right\}}{\left[(2n+1)L - k \right] \pi} - \frac{\left\{ (-1)^k \cos(2n+1)\pi L \right\}}{\left(\left[(2n+1)L - k \right] \pi \right)^2} \right] \frac{\cos(2n+1)\pi ct}{2n+1} \quad (38)$$

$$- \sum_{n=1}^{\infty} \frac{L}{2\pi} \left[\frac{\left\{ 1 - (-1)^k \cos(2n+1)\pi L \right\}}{\left[(2n+1)L - k \right] \pi} + \frac{\left\{ (-1)^k \sin(2n+1)\pi L \right\}}{\left(\left[(2n+1)L - k \right] \pi \right)^2} - \frac{\left\{ 1 - (-1)^k \cos(2n+1)\pi L \right\}}{\left[(2n+1)L + k \right] \pi} \right.$$

$$\left. - \frac{\left\{ (-1)^k \sin(2n+1)\pi L \right\}}{\left(\left[(2n+1)L + k \right] \pi \right)^2} \right] \frac{\cos(2n+1)\pi ct}{2n+1} \left\{ \right.$$

$$F_7(t) = (\dot{f}_3(t) - \dot{f}_1(t)) \frac{2c}{k\pi} \left(-\cos k\pi + \cos \frac{k\pi ct}{L} \right) \quad (39)$$

Equation (33) represents the transformed equation of the non-uniform elastic beam simply-supported at both ends and having boundary and initial conditions which is time dependent. In what follows, we shall discuss two special cases of the equation (33) namely; the moving force and the moving mass problems.

4.1. The moving force load-beam interaction problem

By setting $\varepsilon = 0$ in equation (33), an approximate model of the governing differential equation describing the response of a non-uniform, elastic beam traversed by a moving force would be obtained.

Thus, setting $\varepsilon = 0$ in equation (33), yields

$$\ddot{Y}_m(t) + \gamma_{mf}^2(m, k) Y_m(t) = A_0 L \left(-\cos k + \cos \frac{k\pi x}{L} \right) - \frac{1}{\beta_0^*} [F_1(t) + F_2(t) + F_3(t) + F_4(t)] \quad (40)$$

where,

$$\gamma_{mf}^2(m, k) = \frac{\beta_1^*(m, k)}{\beta_0^*(m, k)} \quad \text{and} \quad A_0 = \frac{Mg}{\mu_0 k \pi \beta_0^*(m, k)} \quad (41)$$

Now, one considers a beam whose end $x = 0$, (say) is subjected to a sine-wave (undamped) transient displacement, starting from rest and the other end $x = L$, is subjected to a damped sine wave transient displacement starting from rest. Thus,

$$f_1(t) = B \sin \Omega t \quad \text{and} \quad f_3(t) = A \ell^{-\beta t} B \sin \Omega t \quad (42)$$

where A, B are amplitudes, Ω is the frequency and β is a parameter. Substituting $a_1(t), a_3(t), g_1(x)$ and $g_3(x)$ in the initial conditions (5), one obtains

$$Z(x, 0) = 0 \quad \text{and} \quad \frac{\partial Z(x, 0)}{\partial t} = -\Omega \quad (43)$$

When equations (42) and (43) are substituted into (40) after simplifications and rearrangements, one obtains

$$\begin{aligned} \ddot{Y}_m(t) + \gamma_{mf}^2(m, k) Y_m(t) = A_0 L \left(-\cos k\pi + \cos \frac{k\pi x}{L} \right) + \\ + JF_8 \sin \Omega t + JF_{10} \ell^{-\beta t} \sin \Omega t + JF_9 \ell^{-\beta t} \cos \Omega t \end{aligned} \quad (44)$$

where,

$$\begin{aligned} JF_8 = \frac{1}{\beta_0^*(m, k)} \left[\Omega^2 L \left\{ \frac{1 + (-1)^{k+1}}{k\pi} + \frac{1}{2} \right\} - \Omega^2 \left\{ \frac{L(-1)^{k+1}}{k\pi} - \frac{4kL}{\pi^2(1-k)^2} + \frac{2kRo}{\pi(1-k)} \right\} \right. \\ \left. + \frac{K_0}{\mu_0} \frac{L}{k\pi} \left\{ (-1)^{k+1} L - 1 - (-1)^{k+1} \right\} \right] \end{aligned} \quad (45)$$

$$JF_9 = \frac{1}{\beta_0^*(m, k)} 2\beta\Omega \left\{ \frac{L(-1)^{k+1}}{k\pi} - \frac{4kL}{\pi^2(1-k)^2} + \frac{2kRo}{\pi(1-k)} \right\} \quad (46)$$

$$JF_{10} = \frac{1}{\beta_0^*(m, k)} \left((\beta^2 - \Omega^2) \left\{ \frac{L(-1)^{k+1}}{k\pi} - \frac{4kL}{\pi^2(1-k)^2} + \frac{2kRo}{\pi(1-k)} \right\} + \frac{K_0}{\mu_0} L^2 \frac{(-1)^{k+1}}{k\pi} \right) \quad (47)$$

Using the integral transformation technique to treat (47) in conjunction with the initial conditions (5) gives,

$$\begin{aligned} Y_m(t) &= \frac{A_0 L}{(\gamma_{mf}^2 - k^2)} \{ \cos k_1 t - \cos \gamma_{mf} t \} + \frac{Jf_8}{(\gamma_{mf}^2 - k^2)} \left\{ \sin \Omega t - \frac{\Omega}{\gamma_{mf}} \sin \gamma_{mf} t \right\} \\ &+ \frac{1}{\gamma_{mf} q_0} \left\{ \{ Jf_{10} q_1 + Jf_9 q_2 \beta \} \ell^{-\beta t} \sin \Omega t + \left[Jf_{10} q_3 + Jf_9 q_4 \beta + \frac{\Omega L}{k\pi} q_0 \{ 1 + (-1)^{k+1} \} \right] \sin \gamma_{mf} t \right\} \\ &+ \{ Jf_{10} q_2 \beta - Jf_9 q_1 \} \cos \gamma_{mf} t + \{ Jf_9 q_1 - Jf_9 q_1 \beta \} \ell^{-\beta t} \cos \Omega t + A_0 \frac{\cos k\pi}{\alpha_m^2} \{ \cos \gamma_{mf} t - 1 \} \end{aligned} \quad (48)$$

which when substituted into equation (14) gives

$$\begin{aligned} U(x, t) &= \sum_{m=1}^n \left[\frac{A_0 L}{(\gamma_{mf}^2 - k^2)} (\cos k_1 t - \cos \gamma_{mf} t) + \frac{Jf_8}{(\gamma_{mf}^2 - k^2)} \left(\sin \Omega t - \frac{\Omega}{\gamma_{mf}} \sin \gamma_{mf} t \right) \right. \\ &+ \frac{1}{\gamma_{mf} q_0} \left\{ (Jf_{10} q_1 + Jf_9 q_2 \beta) \ell^{-\beta t} \sin \Omega t + \left(Jf_{10} q_3 + Jf_9 q_4 \beta + \frac{\Omega L}{k\pi} q_0 \{ 1 + (-1)^{k+1} \} \right) \sin \gamma_{mf} t \right\} \\ &+ \{ Jf_{10} q_2 \beta - Jf_9 q_1 \} \cos \gamma_{mf} t + \{ Jf_9 q_1 - Jf_9 q_1 \beta \} \ell^{-\beta t} \cos \Omega t \\ &\left. + A_0 \frac{\cos k\pi}{\alpha_m^2} \{ \cos \gamma_{mf} t - 1 \} \right] \cdot \left(\sin \frac{\lambda_m x}{L} \right) \end{aligned} \quad (49)$$

where

$$\begin{aligned} k_1 &= \frac{k\pi c}{L}, \quad q_0 = (\Omega_m^2 + \Omega^2 + \beta^2) - 4\Omega_m^2 \Omega^2, \quad q_1 = (\Omega_m^2 - \Omega^2 + \beta^2), \\ q_2 &= -2\gamma_{mf} \Omega, \quad q_3 = [\beta^2 - \gamma_{mf} + \Omega], \quad q_4 = (\gamma_{mf} + \Omega^2 + \beta^2) \end{aligned} \quad (50)$$

But from equation (7) we have

$$Z(x, t) = U(x, t) + \sum_{i=1}^4 a_i(t) g_i(x) \quad (51)$$

Consequently,

$$Z(x, t) = U(x, t) + \sin \Omega t + \left(\ell^{-\beta t} - 1 \right) \frac{x}{L} \sin \Omega t \quad (52)$$

Equation (52) represents the dynamic response to moving distributed forces of non-uniform elastic beam whose two simply-supported edges undergo displacements which vary with time.

4.2. The moving mass load-beam interaction problem

If the mass of the moving load is commensurable with that of the structure the inertia effect of the moving mass is considered not negligible. In this case, $\varepsilon \neq 0$ and the solution to the entire equation (33) is required. Thus, we resort to the asymptotic Struble method of extensively discussed in [5, 7]. To this effect, equation (33) is rearranged to take the form,

$$\begin{aligned} & \sum_{m=1}^n \left[\ddot{Y}_m(t) + \frac{\varepsilon N_1(t)}{(\beta_0^*(m,k) + \varepsilon N_1(t))} \dot{Y}_m + \frac{(\beta_0^*(m,k) + \varepsilon N_3(t))}{(\beta_0^*(m,k) + \varepsilon N_1(t))} Y_m \right] \\ &= \frac{\varepsilon}{(\beta_0^*(m,k) + \varepsilon N_1(t))} \left[\frac{gL}{k\pi} \left(-\cos \pi k + \cos \frac{k\pi x}{L} \right) - F_1^*(t) - F_2^*(t) - F_3^*(t) - F_4^*(t) + F_5(t) + F_6(t) + F_7(t) \right] \end{aligned} \quad (53)$$

where

$$\begin{aligned} F_1^*(t) &= \ddot{f}_1(t) L \frac{\mu_0}{M} \left\{ \frac{1 + (-1)^{k+1}}{k\pi} + \frac{1}{2} \right\}, \\ F_2^*(t) &= (\ddot{f}_3(t) - \ddot{f}_1(t)) L \frac{\mu_0}{M} \left\{ \frac{L(-1)^{k+1}}{k\pi} - \frac{4kL}{\pi^2(1-k)^2} + \frac{2kR_o}{\pi(1-k)} \right\} \\ F_3^*(t) &= f_1(t) L \frac{K_0}{M} \frac{L}{k\pi} \left\{ 1 + (-1)^{k+1} \right\}, F_4^*(t) = (f_3(t) - f_1(t)) \frac{K_0}{M} L^2 \frac{(-1)^{k+1}}{k\pi} \end{aligned} \quad (54)$$

and $F_5(t)$, $F_6(t)$, $F_7(t)$ are as defined in equations (37), (38) and (39).

By Struble technique, the LHS of equation (53) is simplified to take the form

$$\ddot{Y}_m(t) + \gamma_{mm}^2(m,k) Y_m(t) = 0 \quad (55)$$

where

$$\gamma_{mm} = \left[\gamma_{mf} - \lambda \left(\frac{(cm\pi)^2 + (L\gamma_{mf})^2}{16L\gamma_{mf}\beta_0^*(m,k)} \right) \right] \quad (56)$$

is called the modified natural frequency representing the frequency of the free system due to the presence of the moving mass, thus, in view of equation (55), equation (53) becomes,

$$\ddot{Y}_m(t) + \gamma_{mm}^2(m,k) Y_m(t) = \frac{\lambda}{\beta_0^*(m,k)} \left[\frac{gL}{k\pi} \left(-\cos k\pi + \cos \frac{k\pi x}{L} \right) - F_1^*(t) - F_2^*(t) - F_3^*(t) - F_4^*(t) + F_5(t) + F_6(t) + F_7(t) \right] \quad (57)$$

Solving equation (57) above again using integral transformation technique in conjunction with initial conditions (5), the expression for $Y_m(t)$ is obtained and substituted into (14) and consequently, one obtains

$$Z(x,t) = U(x,t) + \sin \Omega t + \left(\ell^{-\beta t} - 1 \right) \frac{x}{L} \sin \Omega t \quad (58)$$

Equation (58) represents the dynamic response to moving distributed masses of the non-uniform beam whose two simply-supported edges undergo displacements which vary with time.

5. Discussion of the analytical solutions

Occurrence of a resonance phenomenon is investigated in this section. Equation (52) clearly shows that the simply supported elastic beams transverse by a moving force will be in state of resonance whenever

$$\gamma_{mf} = \frac{m\pi c}{L} \quad (59)$$

While equation (58) shows that the same beam under the action of moving mass experiences resonance effect when

$$\gamma_{mm} = \frac{m\pi c}{L} \quad (60)$$

From equation (56)

$$\gamma_{mm} = \left[\gamma_{mf} - \lambda \left(\frac{(cm\pi)^2 + (L\gamma_{mf})^2}{16L\gamma_{mf}\beta_0^*(m,k)} \right) \right] \quad (61)$$

This implies

$$\gamma_{mf} = \frac{\frac{m\pi c}{L}}{1 - \lambda \left(\frac{(cm\pi)^2 + L^2\gamma_{mf}^2}{16L\gamma_{mf}^2\beta_0^*(m,k)} \right)} \quad (62)$$

Evidently, from (59) and (61), for the same natural frequency, the critical speed for the system consisting of a simply supported elastic beam on a Winkler foundation and traverse by moving distributed force with uniform speed is greater than that of moving distributed mass problem. Thus, resonance is reached earlier in the moving mass system than in the moving force system.

6. Numerical calculations and discussion of results

In order to illustrate the foregoing analysis and results obtained for the dynamical system in discussion, a simply supported non-uniform beam of length $L = 12.192$ m is considered. It is assumed that the mass travels at the constant velocity $c = 8.123$ m/s. Furthermore, the value for E is chosen to be 2.109×10^9 kg/m². For various values of the foundation moduli K , and the rotatory inertia correction factor Ro , the deflections of the simply supported beam are calculated and plotted against time t .

Figures 2 and 5 display the effect of rotatory inertia correction factor Ro on the transverse deflection of the simply supported beam in both cases of moving force and moving mass respectively. The graphs show that the response amplitude decreases as the values of the rotatory inertia increases for fixed values of the foundation moduli $K = 4\,000\,000$ N/m³.

Also, Figures 3 and 6 show the deflection profile of the simply supported beam for moving force and moving mass respectively for various values foundation modulus K and for fixed value of $Ro = 5$. It is shown from the figures that as the values of K increases the deflection of the beam decreases. Figure 4 displays the transverse displacement response of a simply supported non-uniform beam with time dependent boundary conditions under the action of distributed forces for various values of position coordinates x and for fixed values of foundation modulus $K = 4\,000\,000$ and rotatory inertia correction factor $Ro = 5$. The figure shows that as position coordinates X increases, the dynamic deflection of the non-uniform beam increases.

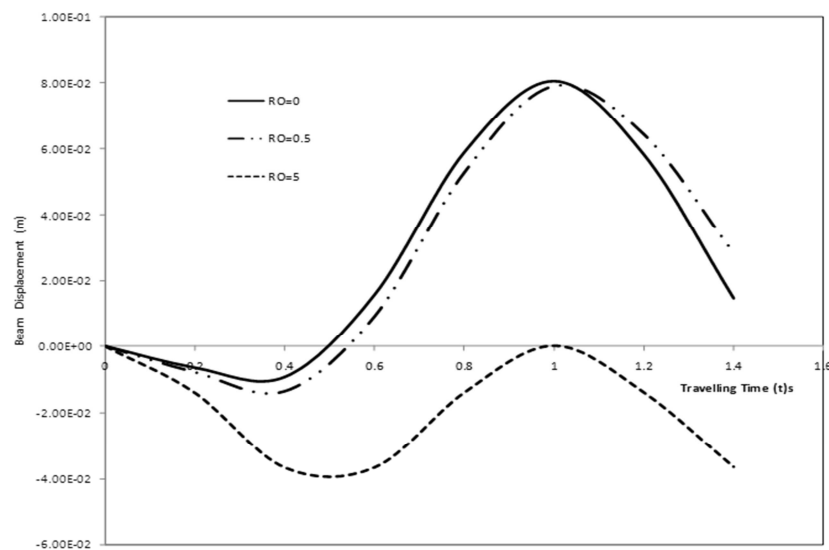


Fig. 2. Deflection profile of a non-uniform simply supported elastic beam to moving force for different values of rotatory inertia Ro fixed values of foundation modulus $K = 4\,000\,000$

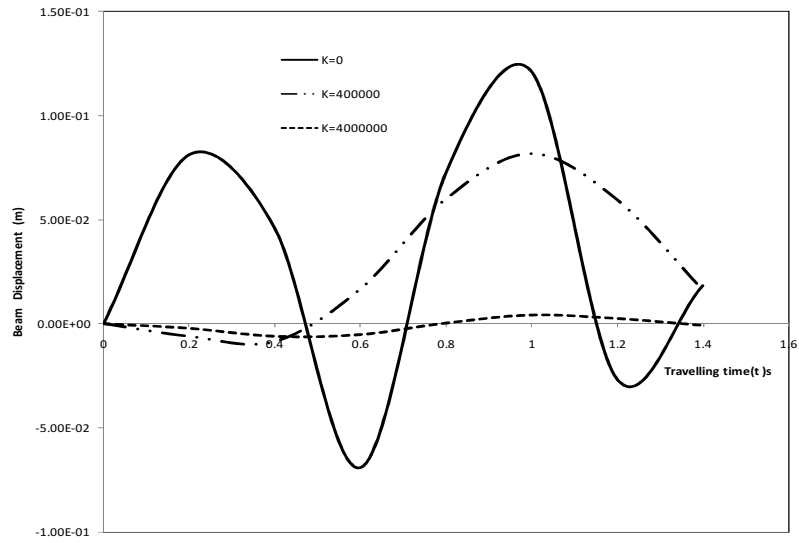


Fig. 3. Transverse displacement response of simply supported non-uniform elastic beam under a moving force for various values of foundation moduli K and fixed value rotatory inertia $Ro = 4$

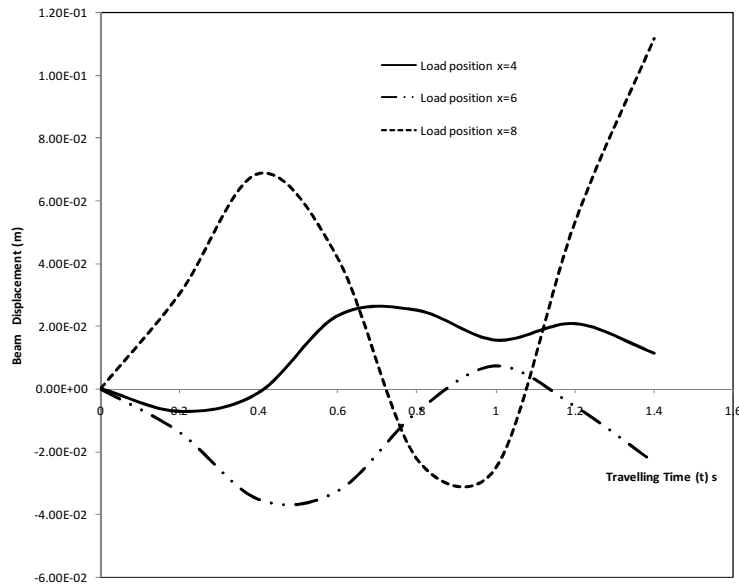


Fig. 4. Deflection profile of a non-uniform simply supported elastic beam under moving force for various values of load position x

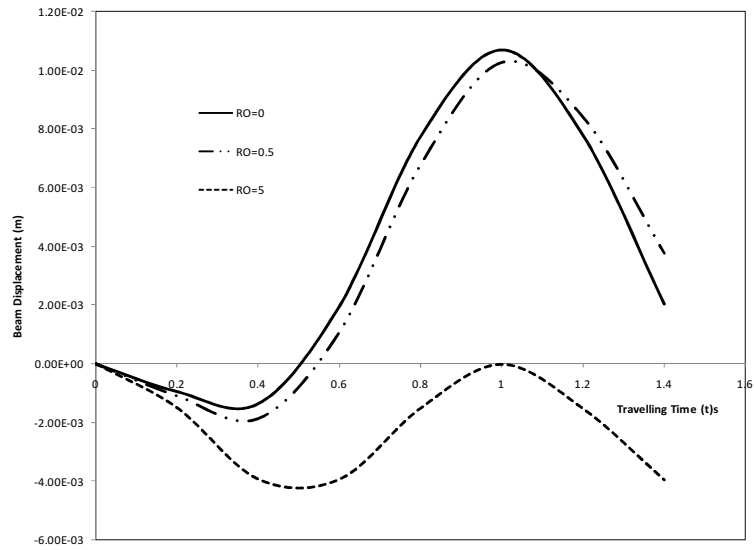


Fig. 5. Transverse displacement response of simply supported non-uniform elastic beam under a moving mass for various values of rotary inertia Ro and fixed value of foundation moduli $K = 4\,000\,000$

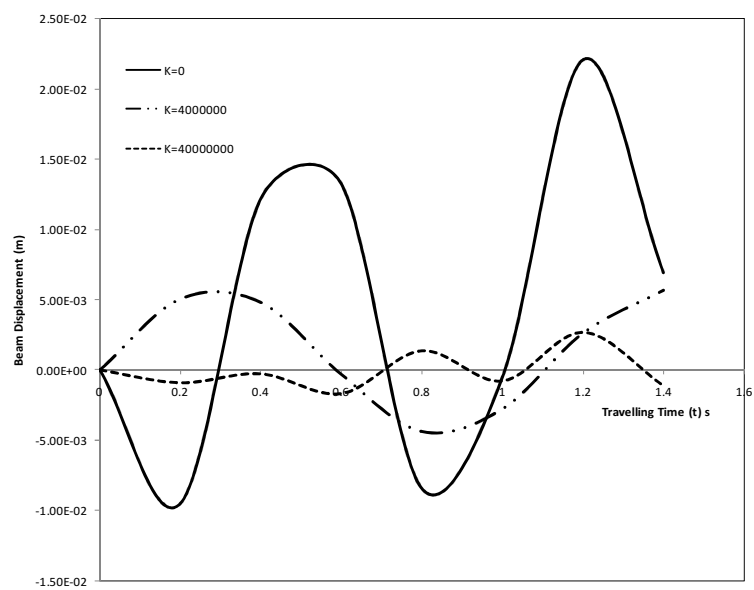


Fig. 6. Transverse displacement response of simply supported non-uniform elastic beam under a moving mass for various values of foundation moduli K and fixed value rotary inertia $Ro = 4$

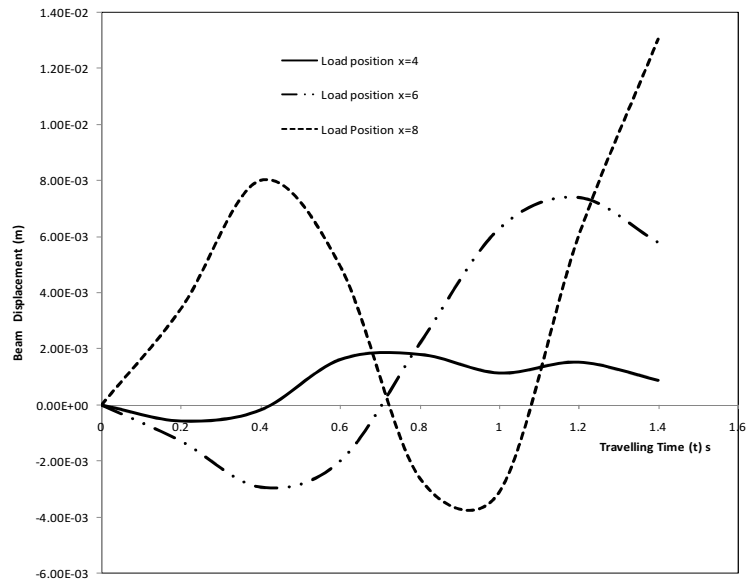


Fig. 7. Deflection profile of a non-uniform simply supported elastic beam under moving mass for various values of load position x

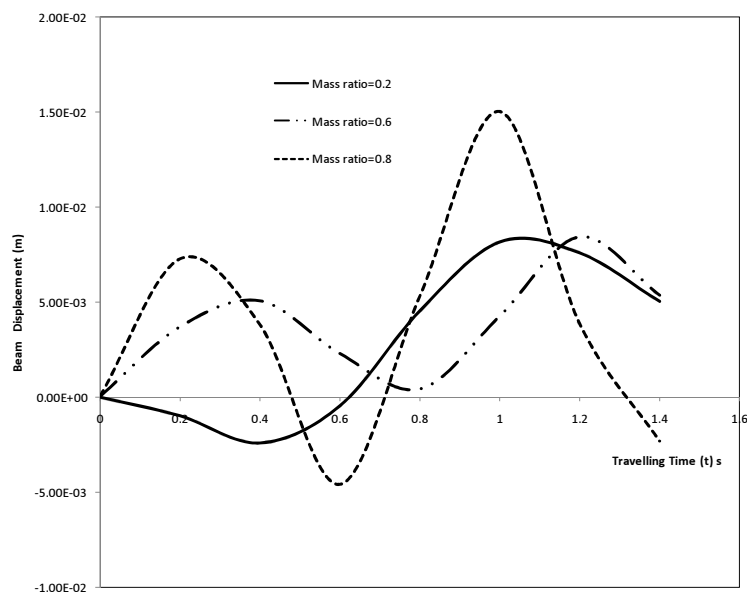


Fig. 8. Deflection profile of a non-uniform simply supported elastic beam under moving mass for various values of the mass ratio

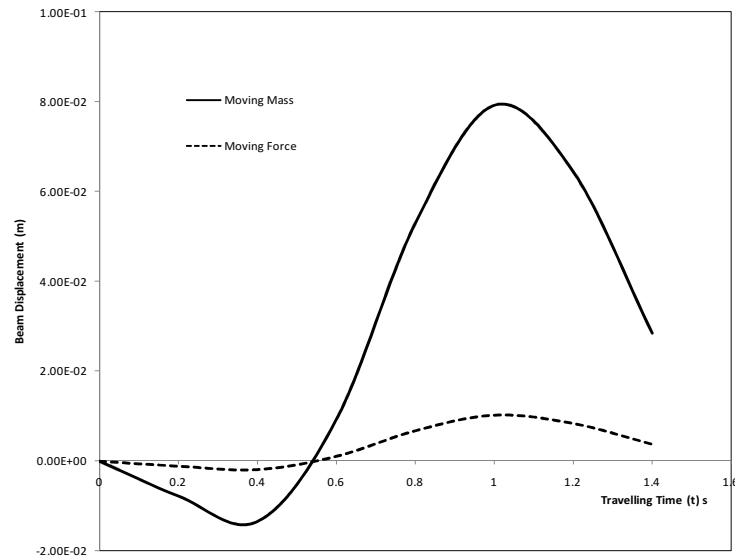


Fig. 9. Comparison of the deflection profiles of the moving force and moving mass models for fixed values of foundation moduli $K = 4\,000\,000$ and rotatory inertia $Ro = 4$

Similarly, Figure 7 displays the transverse displacement response of a simply supported non-uniform elastic beam with time dependent boundary conditions under the action of distributed masses for various values of position coordinates and for fixed values of foundation modulus $K = 4\,000\,000$ and rotatory inertia correction factor $Ro = 5$. The result shows that as position coordinates x increases, the dynamic deflection of the non-uniform beam increases. For various traveling time t , the deflection profile of the beam for various values of mass ratio and for fixed values of foundation modulus $K = 4\,000\,000$ and rotatory inertia correction factor $Ro = 5$ are shown in Figure 8. It is observed that as the mass ratio increases the deflection of the vibrating beam increases. Figure 9 compares the displacement curves of the moving force and moving mass for a simply supported beam with foundation modulus $K = 4\,000\,000$ N/m³ and rotatory inertia correction factor $Ro = 5$.

7. Concluding remarks

The problem of transverse motion of a non-uniform beam with time-dependent boundary conditions when under the actions of travelling distributed masses has been scrutinized. The Mindlin and Goodman's technique is first applied to transform the governing non-homogeneous fourth order partial differential equations with non-homogeneous boundary conditions into non-homogeneous fourth order partial differential equations with homogeneous boundary conditions. The resultant transformed equation is further treated using the versatile the generalised Galerkin

method with the series representation of the Heaviside function and a modification of asymptotic Struble method. Analytical solutions of the governing fourth order partial differential equations with variable and singular coefficients of the structure-mass interaction problem are presented. Illustrative example involving a variable cross-section slender member with simple supports at both ends is presented. The solutions hitherto obtained are analyzed and resonance conditions for this dynamical beam-mass system are established. It is found that as the values of foundation subgrade K increases the deflection of the beam decreases. This is also true for all other beam parameters used in this work. The higher the value of the mass ratio, the larger the deflection of the beam. This is also true of the load position. Various results obtained in this study are in perfect agreement with existing results in literatures are quite useful in design engineering and other related fields.

Nomenclature

E	[N/m ²]	<i>Modulus of elasticity</i>
$\mu(x)$	[kg/m]	<i>Beam Variable Mass per unit length</i>
Ro	[m]	<i>Rotatory inertia correction factor</i>
M	[kg]	<i>Mass of the moving load</i>
g_i		<i>Displacement influence function</i>
Θ		<i>Differential operator</i>
$Y_m(t)$	[m]	<i>Unknown function of time</i>
L	[m]	<i>Length of the beam</i>
γ_{mm}^2		<i>Modified natural frequency</i>
$I(x)$	[m ⁴]	<i>Variable moment of inertia</i>
$Z(x,t)$	[m]	<i>Beam displacement</i>
K	[N/m ³]	<i>Foundation stiffness</i>
C	[m/s]	<i>Speed of the moving load</i>
δ_{ij}		<i>Kronecker delta</i>
Ψ_j		<i>Beam modes</i>
g	[m/s ²]	<i>Acceleration due to gravity</i>
γ_{mf}^2	[Hz]	<i>Natural frequency</i>
$X_m(t)$		<i>Normalized deflection curves for the i^{th} mode of the vibrating beam</i>

References

- [1] Timoshenko S., Young D.H., Weaver W., *Vibration Problems in Engineering*, 4th John Wiley Edition, New York 1964.

- [2] Fryba L., *Vibrations of Solids and Structures under Moving Loads*, Groningen, Noordhoff 1972.
- [3] Milormir M., Stanistic M.M., Hardin J.C., On the response of beams to an arbitrary number of concentrated moving masses, *Journal of the Franklin Institute* 1969, 287(2), 115-123.
- [4] Sadiku S., Leipholz H.H.E., On the dynamics of elastic systems with moving concentrated masses, *Ing. Archiv* 1981, 57, 223-242.
- [5] Gbadeyan J.A., Oni S.T., Dynamic behaviour of beams and rectangular plates under moving loads, *Journal of Sound and Vibration* 1995, 182(5), 677-695.
- [6] Kargarmovin M.H., Younesian D., Dynamics of Timoshenko beams on Pasternak foundation under moving load, *Mechanics Research Communications* 2004, 31, 713-723.
- [7] Awodola T.O., Oni S.T., Dynamic behaviour under moving concentrated masses of simply supported rectangular plates resting on variable Winkler elastic foundation, *Latin America Journal of Solid and Structures* 2011, 8(4), 373-392.
- [8] Ali R.D., Mahdi B., Hassan G., Mesbah S., Boundary Element Method applied to the bending analysis of thin functionally graded plates, *Latin America Journal of Solid and Structures* 2013, 10(3), 549-570.
- [9] Shahin N.A., Mbakisyia O., Simply supported beam response on elastic foundation carrying repeated rolling concentrated loads, *Journal of Engineering Science and Technology* 2010, 5(1), 52-66.
- [10] Ghugal Y.M., Sayyad A.S., Free vibration of thick orthotropic plates using trigonometric shear deformation theory, *Latin America Journal of solid and structure* 2011, 8, 229-243.
- [11] Zolkiewski S., Vibrations of beams with a variable cross-section fixed on rotational rigid disks, *Latin American Journal of Solids and Structures* 2013, 10, 39-57.
- [12] Hsu J.C., Lai H.Y., Chen C.K., Free vibration of non-uniform Euler-Bernoulli beams with general elastically end constraints using Adomian modified decomposition method, *Journal of Sound and Vibration* 2008, 318, 965-981.
- [13] Saravi M., Hermaan M., Ebarahimi K.H., The comparison of homotopy perturbation method with finite difference method for determination of maximum beam deflection, *Journal of Theoretical and Applied Physics* 2013, 7, 8.
- [14] Li R., Zhong Y., Li M.L., Analytic bending solutions of free rectangular thin plates resting on elastic foundations by a new symplectic superposition method, *Proceedings of the Royal Society A* 2013, 46, 468-474.
- [15] Nikkhoo A., Rofooei F.R., Parametric study of the dynamic response of thin rectangular plates traversed by a moving mass, *Acta Mechanica* 2012, 223(1), 15-27.
- [16] Zarfam R., Khaloo A.R., Nikkhoo A., On the response spectrum of Euler-Bernoulli beams with a moving mass and horizontal support excitation, *Mechanics Research Communications* 2013, 47, 77-83.
- [17] Stanistic M.M., Hardin J.C., Lou Y.C., On the response of the plate to a multi-masses moving system, *Acta Mechanical* 1968, 5, 37-53.
- [18] Oni S.T., Adedowole A., Influence of prestress on the response to moving loads of rectangular plates incorporating rotatory inertia correction factor, *Journal of the Nigerian Association of Mathematical Physics* 2008, 13, 127-140.
- [19] Oni S.T., On the dynamic response of elastic structures to moving multi-mass systems, PhD Thesis, University of Ilorin, Ilorin, Nigeria 1991.
- [20] Oni S.T., Awodola T.O., Dynamic response to moving concentrated masses of uniform Rayleigh beams resting on variable Winkler elastic foundation, *Journal of the Nigerian Association of Mathematical Physics* 2005, 9, 151-162.
- [21] Omer C., Aitung Y., Large deflection static analysis of rectangular plates on two parameter elastic foundations, *International Journal of Science and Technology* 2005, 1(1), 43-50.
- [22] Adams G.G., Critical speed and the response of a tensioned beam on an elastic foundation to repetitive moving loads, *International Journal of Mechanical Sciences* 1995, 7, 773-781.

-
- [23] Savin E., Dynamics amplification factor and response spectrum for the evaluation of Vibrations of beams under successive moving loads, *Journal of Sound and vibrations* 2001, 248(2), 267-288.
- [24] Jia-Jang W., Vibration analysis of a portal frame under the action of a moving distributed mass using moving element, *International Journal for Numerical Methods in Engineering* 2006, 66, 2028-2052.
- [25] Kenny J., Steady state vibrations of a beam on an elastic foundation for a moving load, *Journal of Applied Mechanics* 1954, 76, 359-364.
- [26] Shahidi M., Bayat M., Pakar I., Abdollahzadeh G., On the solution of free non-linear vibration of beams, *International Journal of Physical Science* 2011, 6(7), 1628-1634.
- [27] Zolkiewski S., Damped vibrations problem of beams fixed on the rotational disk, *International Journal of Bifurcation and Chaos* 2011, 21(10), 3033-3041.
- [28] Zolkiewski S., Numerical application for dynamical analysis of rod and beam systems in transportation, *Solid State Phenomena* 2010, 164, 343-348.
- [29] Zarfam R., Khaloo A.R., Nikkhoo A., On the response spectrum of Euler-Bernoulli beams with a moving mass and horizontal support excitation, *Mechanics Research Communications* 2013, 47, 77-83.
- [30] Kolousek V., *Civil Engineering Structures subjected to Dynamic Loads*, SVTL, Bratislava (in Slovak) 1967.
- [31] Oni S.T., Omolofe B., Dynamic behaviour of non-uniform bernoulli-euler beams subjected to concentrated loads travelling at varying velocities, *Journal of the Nigerian Association of Mathematical Physics* 2005, 9, 79-102.
- [32] Ogunyebi S.N., Dynamical analysis of finite prestressed Bernoulli-Euler beam with general boundary conditions under travelling distributed loads, M.Sc. Dissertation, Federal University of Technology, Akure, Nigeria, 2006.
- [33] Oni S.T., Ogunyebi S.N., Dynamical analysis of a prestressed elastic beam with general boundary conditions under the action of uniform distributed masses, *Journal of the Nigerian Association of Mathematical Physics* 2008, 12, 87-102.
- [34] Mindlin R.D., Goodman L.E., Beam vibration with time-dependent boundary condition, *J. Appl. Mech.* 1950, 17, 377-380.